


The Shin-Etsu Group at a Glance

Organic and Inorganic Chemicals



No. 1 market share worldwide for polyvinyl chloride (PVC)

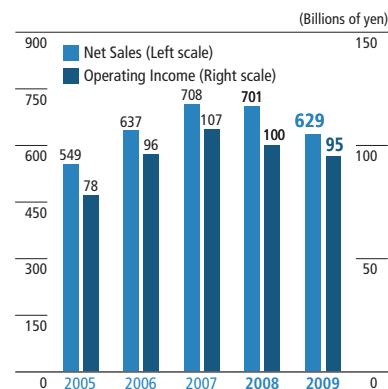
Main Products

- Polyvinyl chloride (PVC)
- Silicones
- Methanol
- Caustic soda
- Cellulose derivatives
- Synthetic pheromones
- Silicon metal


Results for Fiscal 2009

In the PVC business, profits at Shintech of the United States grew substantially as the company continued to operate at high capacity. Results for the silicone business were lower than in the previous fiscal year due to declining demand from the second half. The cellulose derivatives business was strong in Japan, but results at SE Tylose GmbH & Co. KG in Germany were flat.

Net Sales and Operating Income



Electronics Materials



No. 1 market share worldwide for semiconductor silicon

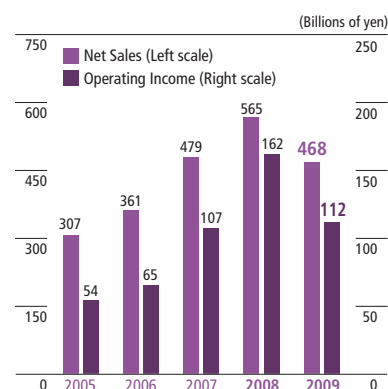
Main Products

- Semiconductor silicon
- Rare-earth magnets for the electronics industry
- Epoxy molding compounds
- Photoresists

Results for Fiscal 2009

In the semiconductor silicon business, results were lower than in the previous fiscal year due to a rapid decrease in demand for semiconductor devices from the second half. Sales of rare-earth magnets to the electronics industry were weak as a result of adjustments in hard disk drive production. Results for photoresists were lower than in the previous fiscal year due to a downturn in shipments.

Net Sales and Operating Income



Functional Materials and Others



No. 1 market share worldwide for photomask substrates

Main Products

- Synthetic quartz products
- Rare-earth magnets for general applications
- Rare earths
- Liquid fluoroelastomers
- Flexible copper-clad laminates
- Pellicles

Results for Fiscal 2009

In the synthetic quartz products business, sales were firm for optical fiber preforms, but weak for large-size photomask substrates for LCDs. Results for rare-earth magnets for general applications were flat due to a decline in demand from the second half. Sales were flat for liquid fluoroelastomers, but strong for pellicles.

Net Sales and Operating Income

